

# **What are the social and emotional conditions underlying young black and coloured men's homicide vulnerability and risk, and what is being done about them?**

**K Ratele,**

SAPPRU, Medical Research Council-University of South Africa

Institute for Social and Health Sciences, UNISA

Public Seminar on Conversations on Masculinities, Gender-based Violence Prevention and Gender Equality in the Global South, organised by

Sonke Gender Justice Network, Harold Wolpe Memorial Trust, and the Women's Health Unit at the University of Cape Town

8<sup>th</sup> August 2011


University of Cape Town



*South African* MEDICAL  
RESEARCH COUNCIL

UNISA





# Beginnings

- Unexamined association between SGBV and intra-male group violence
- Attend to emotional and mental health of males, alongside their socio-economic conditions

Rank	Country	Score
1	Iceland	1.148
2	New Zealand	1.279
3	Japan	1.287
4	Denmark	1.289
5	Czech Republic	1.320
6	Austria	1.337
7	Finland	1.352
8	Canada	1.355
9	Norway	1.356
10	Slovenia	1.358
11	Ireland	1.370
12	Qatar	1.398
13	Sweden	1.401
14	Belgium	1.413
15	Germany	1.416
16	Switzerland	1.421
17	Portugal	1.433
18	Australia	1.455
19	Malaysia	1.467
20	Hungary	1.495
21	Uruguay	1.521
22	Poland	1.545
23	Slovakia	1.576
24	Singapore	1.585
25	Netherlands	1.628
26	United Kingdom	1.631
27	Taiwan	1.638
28	Spain	1.641
29	Kuwait	1.667
30	Vietnam	1.670
31	Costa Rica	1.681

Rank	Country	Score
41	Oman	1.743
42	China	1.752
43	Lithuania	1.760
44	Tunisia	1.765
45	Italy	1.775
46	Latvia	1.793
47	Estonia	1.798
48	Mozambique	1.809
49	Panama	1.812
50	South Korea	1.829
51	Burkina Faso	1.832
52	Zambia	1.833
53	Bulgaria	1.845
54	Namibia	1.850
55	Argentina	1.852
56	Tanzania	1.858
57	Mongolia	1.880
58	Morocco	1.887
59	Moldova	1.892
60	Bosnia and Herzegovina	1.893
61	Sierra Leone	1.904
62	The Gambia	1.910
63	Albania	1.912
64	Jordan	1.918
65	Greece	1.947
66	Paraguay	1.954
67	Cuba	1.964
68	Indonesia	1.979
69	Ukraine	1.995
69	Swaziland	1.995
71	Comoros	2.012

Sub-Saharan Africa	Overall Rank	Overall Score	Regional Rank
Botswana	35	1.69	1
Malawi	39	1.74	2
Ghana	42	1.75	3
Mozambique	48	1.81	4
Burkina Faso	51	1.83	5
Zambia	52	1.83	6
Namibia	54	1.85	7
Tanzania	56	1.86	8
Sierra Leone	61	1.90	9
The Gambia	62	1.91	10
Swaziland	69	2.00	11
Equatorial Guinea	75	2.04	12
Senegal	77	2.05	13
Gabon	81	2.06	14
Cameroon	86	2.10	15
Angola	87	2.11	16
Guinea	92	2.13	17
Uganda	96	2.16	18
Liberia	96	2.16	18
Congo (Brazzaville)	98	2.16	20
Rwanda	99	2.19	21
Mali	100	2.19	22
Eritrea	104	2.23	23
Madagascar	105	2.24	24
Kenya	111	2.28	25
South Africa	118	2.35	26
Niger	119	2.36	27
Cote d' Ivoire	128	2.42	28
Mauritania	130	2.43	29
Ethiopia	131	2.47	30
Burundi	132	2.53	31
Zimbabwe	140	2.72	32
Chad	141	2.74	33
Nigeria	142	2.74	34
Central African Republic	144	2.87	35
Democratic Republic of the Congo	148	3.02	36
Sudan	151	3.22	37
Somalia	153	3.38	38
<b>Average</b>	<b>96</b>	<b>2.25</b>	

Middle East and North Africa	Overall Rank	Overall Score	Regional Rank
Qatar	15	1.394	1
Oman	23	1.561	2
Tunisia	37	1.678	3
Kuwait	39	1.693	4
United Arab Emirates	44	1.739	5
Egypt	49	1.784	6
Libya	56	1.839	7
Morocco	58	1.861	8
Jordan	68	1.948	9
Bahrain	70	1.956	10
Iran	104	2.202	11
Saudi Arabia	107	2.216	12
Syria	115	2.274	13
Algeria	116	2.277	14
Yemen	129	2.573	15
Lebanon	134	2.639	16
Israel	144	3.019	17
Iraq	149	3.406	18
Average	81	2.115	

Middle East and North Africa	Overall Rank	Overall Score	Regional Rank
Qatar	12	1.40	1
Kuwait	29	1.67	2
United Arab Emirates	33	1.69	3
Oman	41	1.74	4
Tunisia	41	1.77	5
Morocco	58	1.89	6
Jordan	64	1.92	7
Egypt	73	2.02	8
Saudi Arabia	101	2.19	9
Syria	116	2.32	10
Iran	119	2.36	11
Bahrain	123	2.40	12
Algeria	129	2.42	13
Lebanon	137	2.60	14
Yemen	138	2.67	15
Libya	143	2.82	16
Israel	145	2.90	17
Iraq	152	3.30	18
Average	92	2.23	



South African MEDICAL  
RESEARCH COUNCIL

UNISA



Sub-Saharan Africa	Overall Rank	Overall Score	Regional Rank
Botswana	35	1.69	1
Malawi	39	1.74	2
Ghana	42	1.75	3
Mozambique	48	1.81	4
Burkina Faso	51	1.83	5
Zambia	52	1.83	6
Namibia	54	1.85	7
Tanzania	56	1.86	8
Sierra Leone	61	1.90	9
The Gambia	62	1.91	10
Swaziland	69	2.00	11
Equatorial Guinea	75	2.04	12
Senegal	77	2.05	13
Gabon	81	2.06	14
Cameroon	86	2.10	15
Angola	87	2.11	16
Guinea	92	2.13	17
Uganda	96	2.16	18
Liberia	96	2.16	18
Congo (Brazzaville)	98	2.16	20
Rwanda	99	2.19	21
Mali	100	2.19	22
Eritrea	104	2.23	23
Madagascar	105	2.24	24
Kenya	111	2.28	25
South Africa	118	2.35	26
Niger	119	2.36	27
Cote d' Ivoire	128	2.42	28
Mauritania	130	2.43	29
Ethiopia	131	2.47	30
Burundi	132	2.53	31
Zimbabwe	140	2.72	32
Chad	141	2.74	33
Nigeria	142	2.74	34
Central African Republic	144	2.87	35
Democratic Republic of the Congo	148	3.02	36
Sudan	151	3.22	37
Somalia	153	3.38	38
Average	96	2.25	

# **Aim of some of the work we have been doing 1**

Extent and probable impact of generalised and men's violence and conflict on societal and men's and women's well-being in African countries

Trying to understand the link between men's violence, societal well-being and masculinity

Illuminate the other factors that contribute or challenge to societal and men's and women's well-being



TABLE 1. UNDER-5 RISK AND SAFE LIFE EXPECTANCY AT BIRTH, AND RATES OF ADULT MORTALITY FOR SELECTED AFRICAN COUNTRIES

UNITED NATIONS HUMAN DEVELOPMENT INDEX VALUE, 2006 (LMDX, 2006)				LIFE EXPECTANCY AT BIRTH, 2007 (WHL, 2007)		ADULT MORTALITY RATE (PROBABILITY OF DYING BETWEEN 15 TO 60 YEARS PER 100,000 POPULATION) BOTH SEXES (WHODS, 2008)			
NO.1	GLOBAL HDI RANK	COUNTRY	HDI VALUE	NO.2	LIFE EXPECTANCY AT BIRTH (YEARS)	COUNTRY	NO.3	ADULT MORTALITY RATE (PER 100,000)	COUNTRY
1	52	Democratic Republic of Congo	0.510	1	74	Tunisia	1	119	Morocco
2	51	Senegal	0.555	2	73	Mali	2	155	Algeria
3	74	Uganda	0.490	3	72	Liberian Republic	3	156	Tunisia
4	95	Ghana	0.562	4	72	Morocco	4	158	Liberian Republic
5	100	Algeria	0.743	5	71	Senegal	5	161	Mali
6	107	Ghana	0.720	6	71	Algeria	6	174	Senegal
7	115	Equatorial Guinea	0.717	7	70	Guinea	7	185	Egypt
8	116	Egypt	0.715	8	68	Egypt	8	214	Ghana
9	118	Comoros	0.705	9	65	Ghana	9	250	Comoros
10	128	Swaziland	0.670	10	63	Ethiopia	10	281	Swaziland

1 Country with lowest HDI value in Africa (2006); 2 Country with highest HDI value in Africa (2006); 3 Country with lowest life expectancy at birth in Africa (2007); 4 Country with highest life expectancy at birth in Africa (2007); 5 Country with highest adult mortality rate in Africa (2008); 6 Country with lowest adult mortality rate in Africa (2008).

TABLE 2. GLOBAL PEACE INDEX RANKING AND SCORE, AND RATES OF INTENTIONAL INJURIES IN SELECTED AFRICAN COUNTRIES

GLOBAL PEACE INDEX RANKING AND SCORE OF ILMASCI (2008)				Intentional Injuries Age-Standardized Death Rate (per 100,000, 2002 (WHO, 2004)								
NO.1	GLOBAL RANK	COUNTRY	SCORE	NO.2	SELF-INDUCTED INJURIES	COUNTRY	NO.3	STRESS	COUNTRY	NO.4	WAR	COUNTRY
1	36	Botswana	1.680	1	10.2	Liberia	1	44.7	Sierra Leone	1	154.1	Sierra Leone
2	46	Togo	1.666	2	11.0	Sierra Leone	2	50.1	Algeria	2	130.2	Central African Republic
3	40	Liberian Republic	1.711	3	12.1	Central African Republic	3	49.6	Swaziland	3	112.2	Sierra Leone
4	49	Mali	1.711	4	12.6	South Africa	4	47.9	Ghana	4	97.8	Ghana
5	51	Ghana	1.755	5	11.9	Algeria	5	38.6	Senegal	5	87.9	Sierra Leone
6	32	Ghana	1.771	6	11.4	Uganda	6	39.2	Central African Republic	6	82.6	Central African Republic
7	33	Mozambique	1.755	7	11.0	Mali	7	39.1	Sierra Leone	7	113.9	Algeria
8	54	Egypt	1.779	8	12.8	Ghana	8	39.6	Senegal	8	80.3	Uganda
9	68	Senegal	1.749	9	11.8	Senegal	9	39.6	Ghana	9	82.3	Central African Republic
10	69	Sierra Leone	1.749	10	11.2	Senegal	10	39.3	Algeria	10	111.0	Algeria

1 Country with highest self-inflicted injuries rate in Africa (2002); 2 Country with lowest self-inflicted injuries rate in Africa (2002); 3 Country with highest violence rate in Africa (2002); 4 Country with lowest violence rate in Africa (2002); 5 Country with highest war rate in Africa (2002); 6 Country with lowest war rate in Africa (2002).

# **Aim of some of the work we have been doing 2**

Relationship between vulnerability to fatal violence and young men's emotional capacities, impairments, or dysfunctions.

Role of emotion in making young manhood.

Young men's inability to tolerate strong negative emotions without becoming angry, dysfunctionally fearful, or shamed.

Interplay of fear and fearlessness

Stress is on victimisation but do not neglect perpetration.



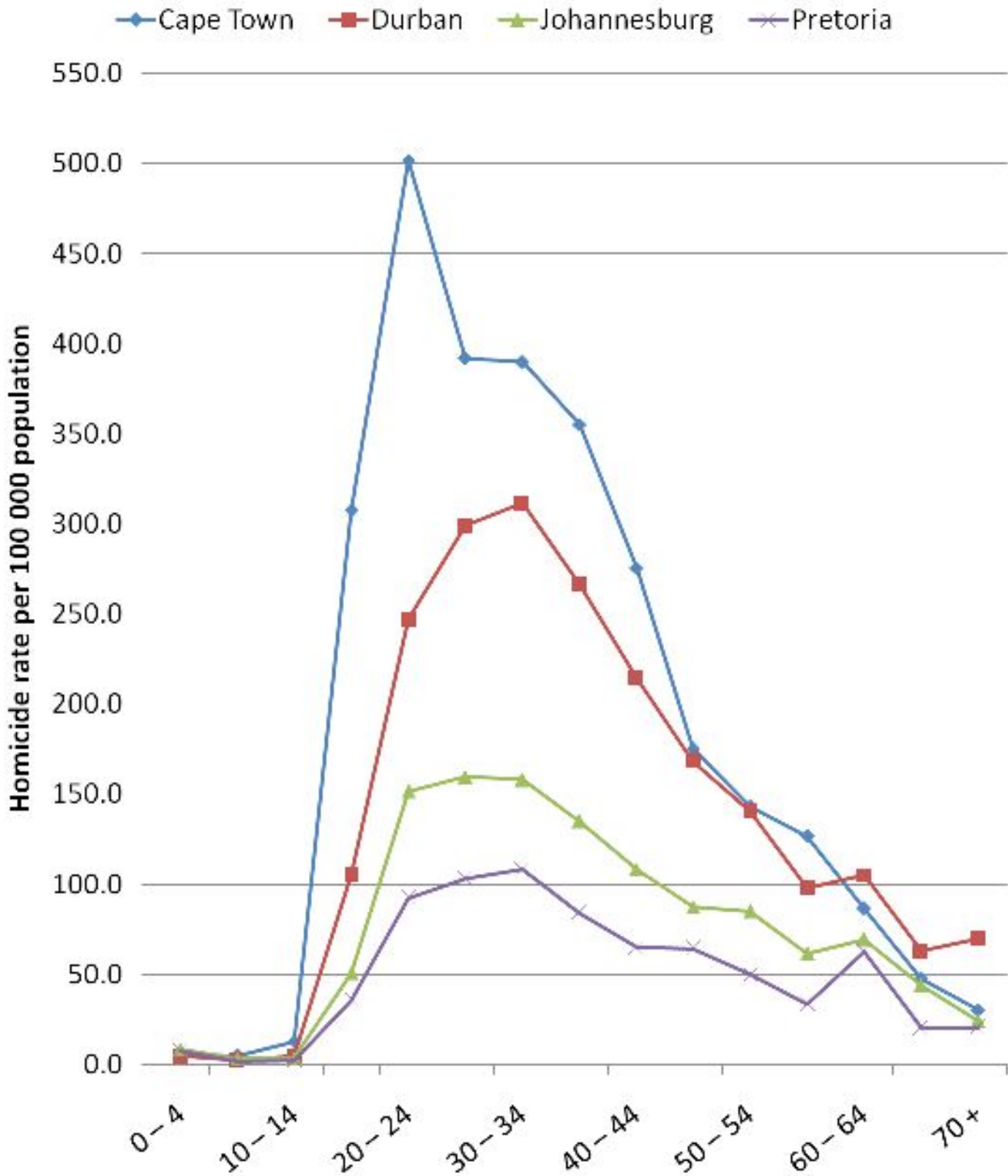
# Key Findings from Recent Research on Homicide in SA



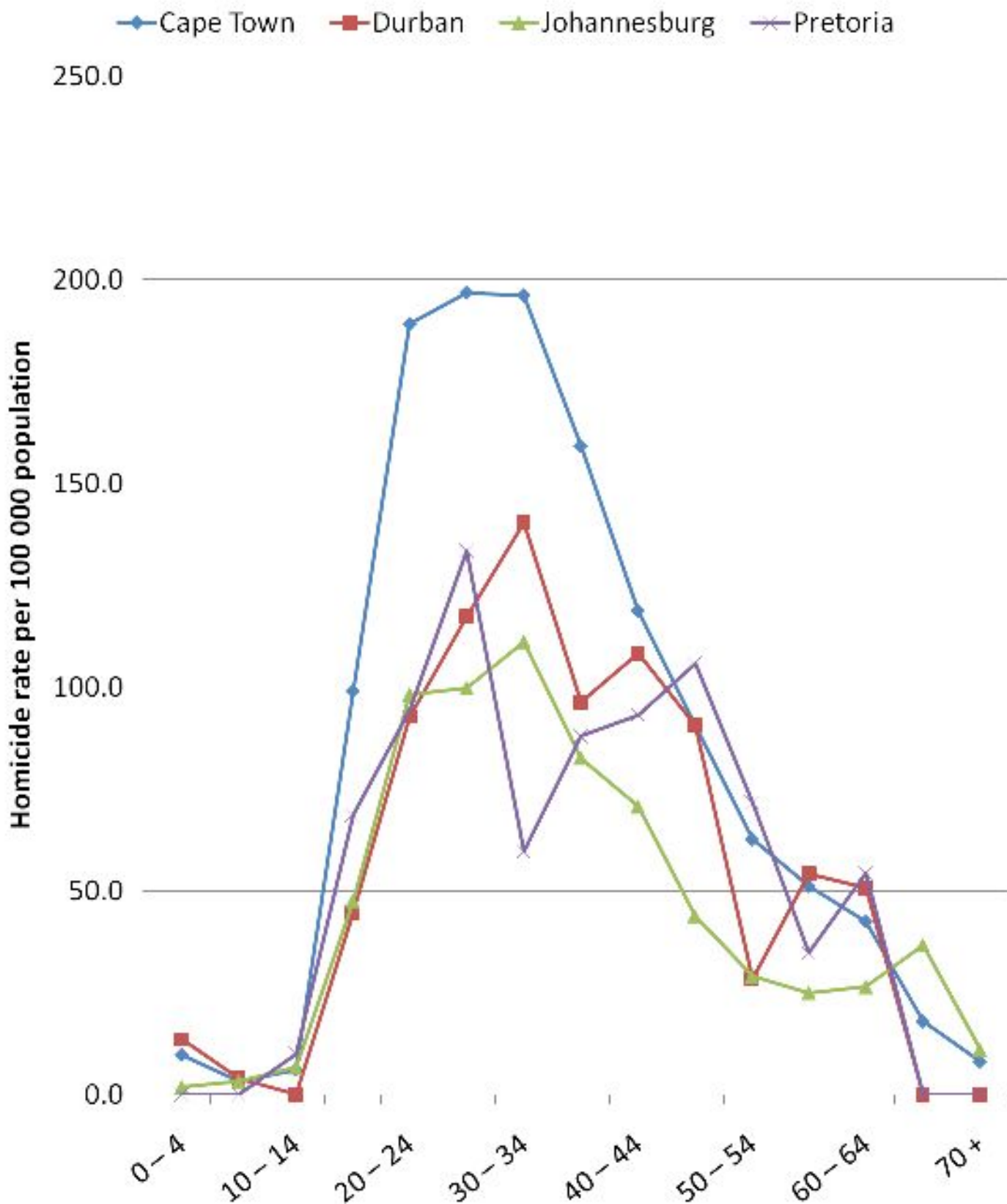
*South African* MEDICAL  
RESEARCH COUNCIL



# Black male homicide rates

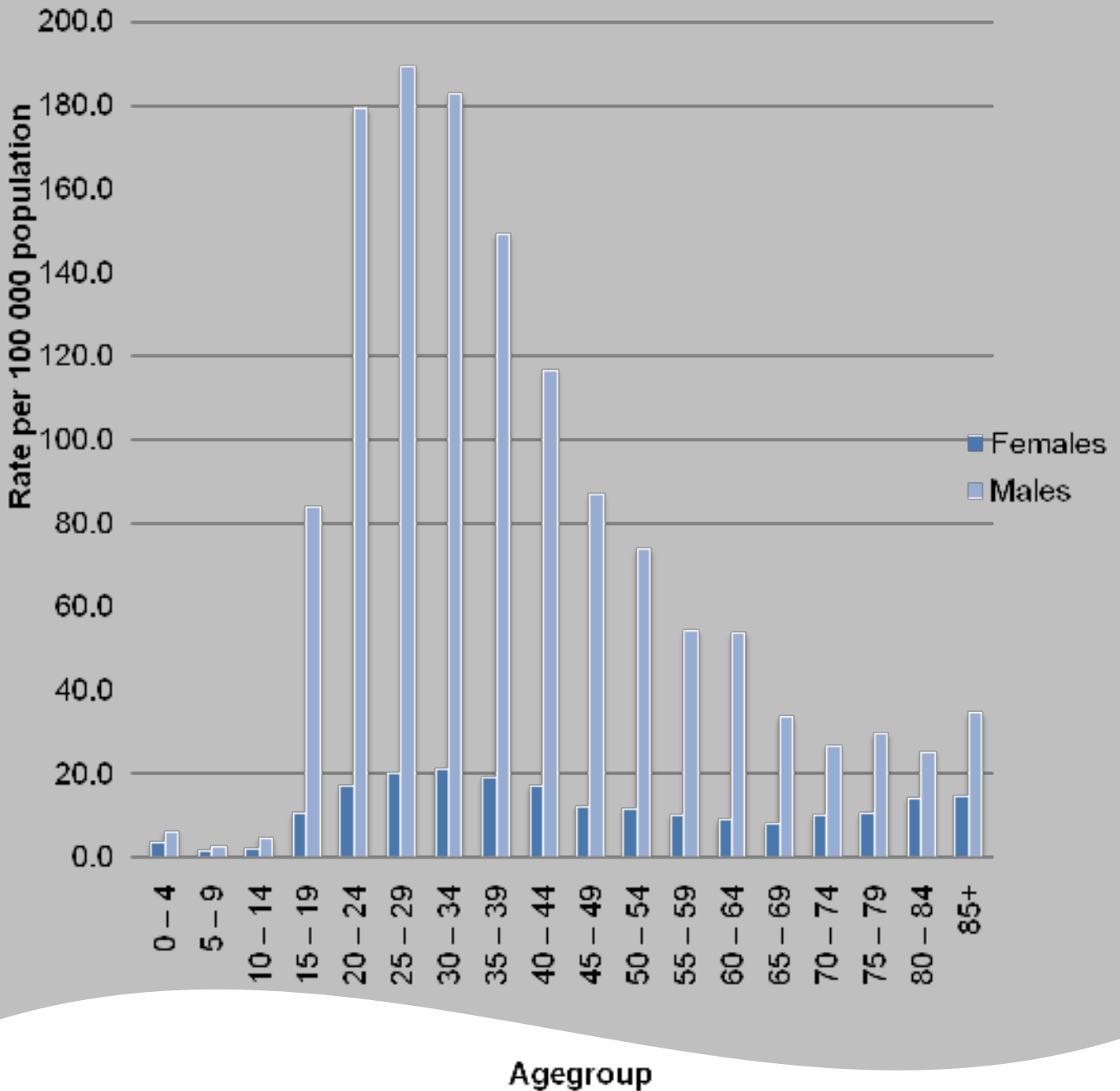


# Coloured male homicide rates





# Homicide Rate per Sex and Age Group for 4 Cities of SA







# Introduction to working with men and family relationships guide



Topic 1: Working with men and their families	59
• Engaging men	59
• Men's roles in families	60
• Men's support of children	61
• Migration	64
• Intercultural issues	65
• Gender	67
• Conclusion	68
Topic 2: Cross-cultural issues in working with Aboriginal and Torres Strait Islander men	71
• Effective and culturally safe practice with men	76
• Aboriginal and Torres Strait Islander men	77
Topic 3: Working with men in diverse contexts	79
• Cross-cultural and gender differences	81

# Acknowledgement

- With grateful acknowledgement to:
  - SANPAD research team, especially Mariette Smith
  - All the current and past staff of the MRC-UNISA SAPPRU who work or have worked on the NIMSS since its inception to date
  - Forensic Pathology Services and specialists;
  - National and Provincial Departments of Health
  - Nesbert Zinyakatira, Population Analyst, Provincial Government of the Western Cape Department of Social Development, for calculating the population estimates.



South African MEDICAL  
RESEARCH COUNCIL



